
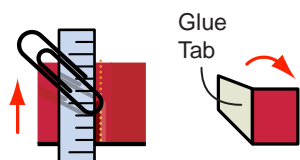


# RED BARN

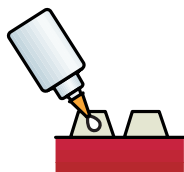
## Paper Model



PRINT on Smooth Card Stock (65# Cover). CUT out along the pink line using a pair of scissors. Cut open the windows and doors with a craft (Exacto™) knife.



SCORE and FOLD along the dotted yellow lines and Glue Tab edges.



Apply glue to the glue tabs and press together.



