
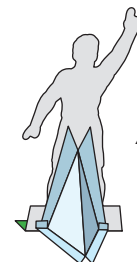


# Paper Doll Soccer Fan

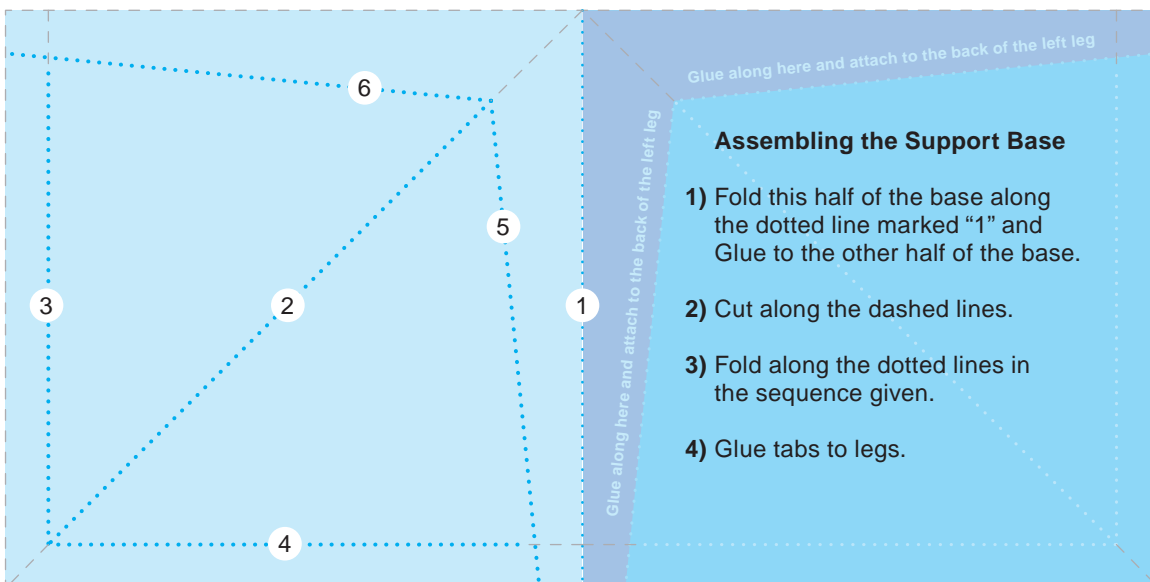


This soccer fan is about to go to a World Cup game and needs to dress for the occasion. Help him out by picking clothes, pennants, hair, and even paint, that support his (your) team.

- 1) Roughly cut around the soccer fan and glue his backside to the other half of this page. (You can bypass this step if you print this page on heavy paper stock.)
- 2) Carefully cut along the dashed lines of the soccer fan, and fold the green base along the dotted line.
- 3) Glue the soccer fan to the support base. (See assembly instructions below.)
- 4) Cut along the dashed lines of the outfits.
- 5) Fold the outfit tabs around the soccer fan to hold them on.



*The Support Base  
Assembly Attached*



HP is proud  
to be the  
Official  
Information  
Technology  
Supplier  
of the 1998  
World Cup



[www.hpworldcup.com](http://www.hpworldcup.com)

